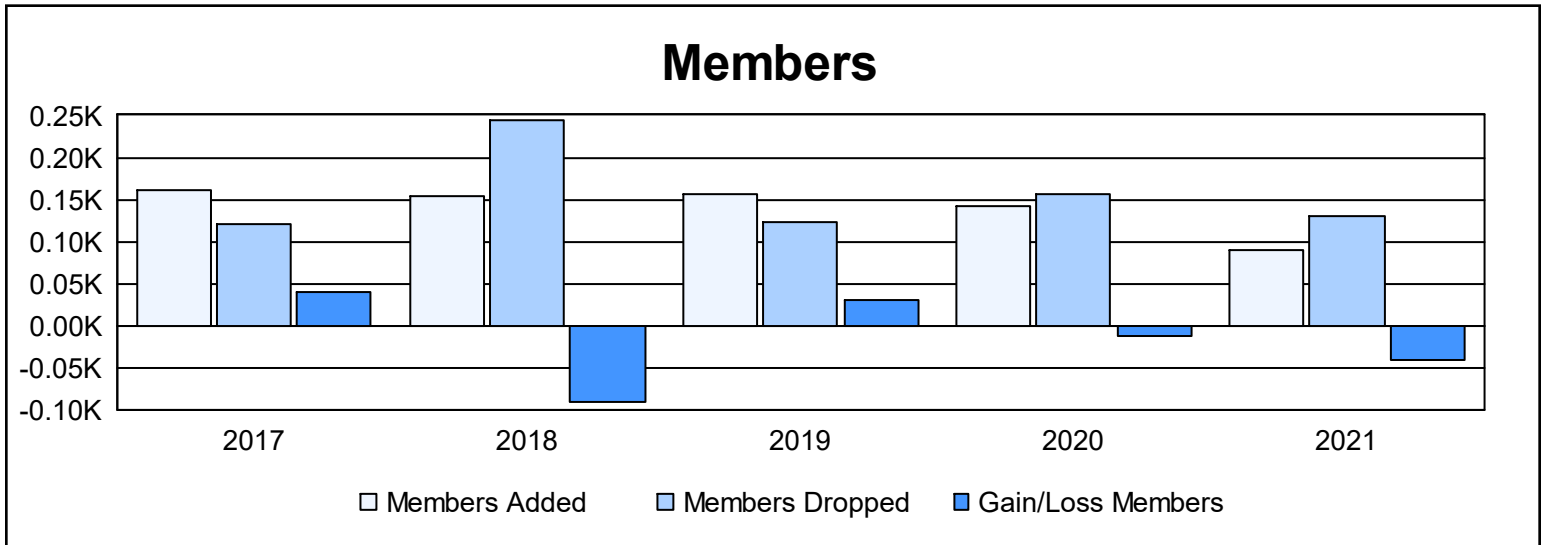
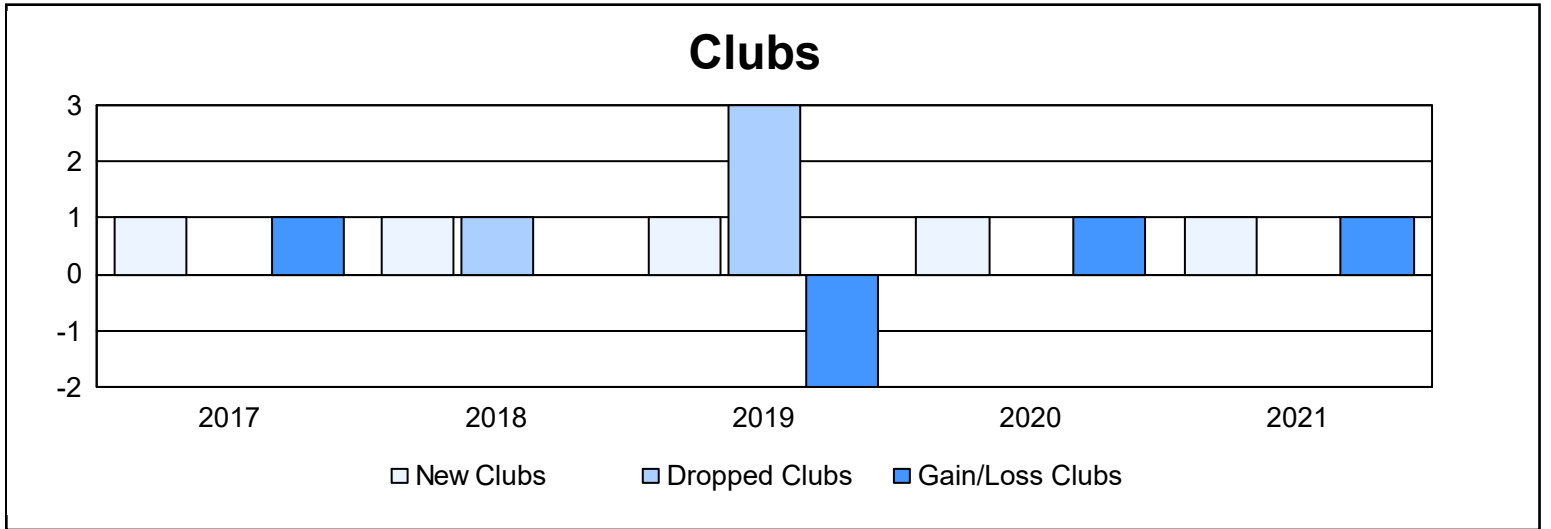
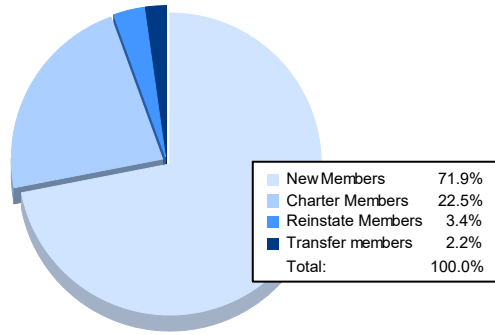


| Year           | New Clubs | Dropped Clubs | Gain/ Loss Clubs | New Members | Charter Members | Reinstate Members | Transfer Members | Total Member Added | Total Members Dropped | Gain/ Loss Members |
|----------------|-----------|---------------|------------------|-------------|-----------------|-------------------|------------------|--------------------|-----------------------|--------------------|
| 2016-2017      | 1         | 0             | 1                | 129         | 22              | 3                 | 6                | 160                | 120                   | 40                 |
| 2017-2018      | 1         | 1             | 0                | 119         | 21              | 9                 | 4                | 153                | 243                   | -90                |
| 2018-2019      | 1         | 3             | -2               | 117         | 22              | 5                 | 11               | 155                | 124                   | 31                 |
| 2019-2020      | 1         | 0             | 1                | 89          | 22              | 29                | 3                | 143                | 156                   | -13                |
| 2020-2021      | 1         | 0             | 1                | 64          | 20              | 3                 | 2                | 89                 | 129                   | -40                |
| <b>Average</b> | <b>1</b>  | <b>1</b>      | <b>0</b>         | <b>104</b>  | <b>21</b>       | <b>10</b>         | <b>5</b>         | <b>140</b>         | <b>154</b>            | <b>-14</b>         |



### Membership Composition June 2021 Cumulative



### Gender Composition June 2021 Cumulative

